

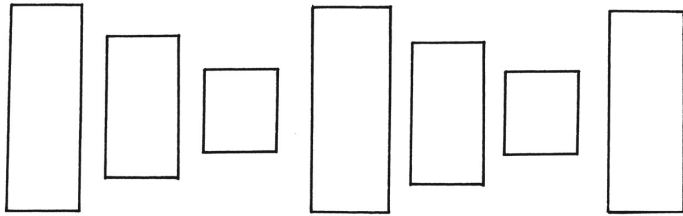
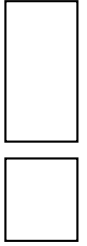
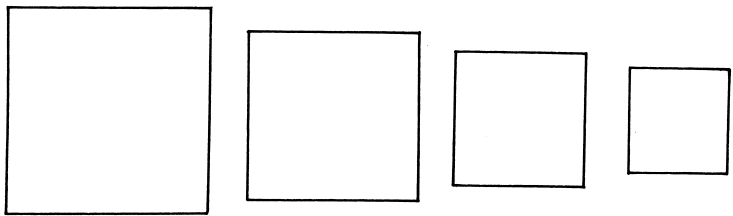
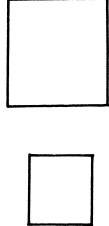
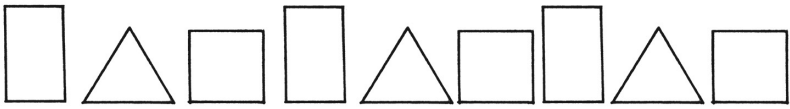
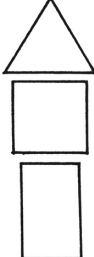


EXERCISE 6

1. Study each regular pattern.

Then color the shape that comes next.

<p>(a)</p> 	
<p>(b)</p> 	
<p>(c)</p> 	
<p>(d)</p> 	
<p>(e)</p> 