
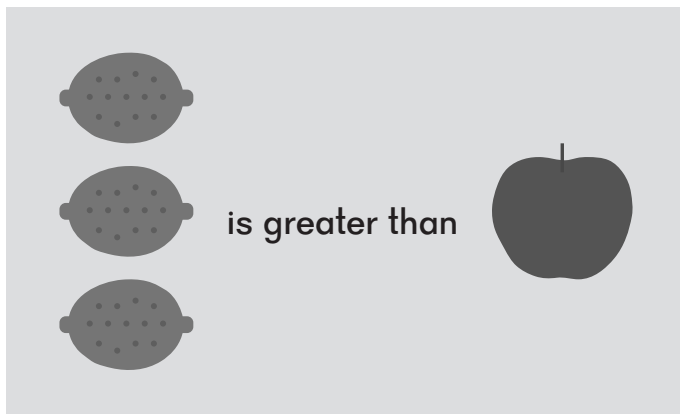


Home Connection

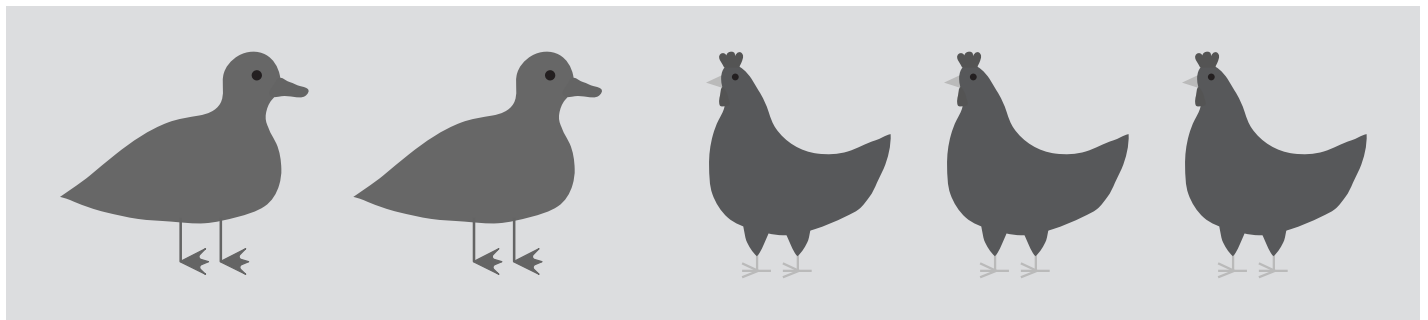
In previous chapters, your child has been comparing objects based on the attributes of size, height, length, and capacity. In this chapter, your child will explore number order by comparing quantities in groups of objects. Developmentally, your child will move from needing to count objects to compare numbers to being able to compare numbers without seeing the amount of objects in the groups.

The words we use to compare objects are important. Encourage your child to say, “Six is more than five,” rather than, “Six is bigger than five.”

Greater Than or More Than



Fewer Than or Less Than



Fewer is used to compare object that can be counted. I have fewer ducks than chickens.
Less is used for abstract quantities. I have less water than sand. 6 is less than 8.

What can we do at home?

- Count objects around the home and compare the quantities. Encourage your child to tell you about the groups using more than, greater than, less than or fewer than. For example, your child counts 5 pairs of shoes in your closet and 3 pairs of shoes in his closet and says, “You have more shoes than me,” or “I have fewer shoes than you,” or “3 is less than 5.”
- Play The Game of War using cards, dice, or dominoes: Both players flip a card (rolls a die or chooses a domino). Compare the numbers and the player with the greater number keeps the cards (or scores a point). If your child is not ready to compare abstract numbers, have some beans or pennies on hand to count, line up, and compare.
- Talk about and compare numbers. When shopping, driving, or going on a walk, notice countable objects around you and engage your child in a discussion to compare what they see. For example, your child might notice that there are fewer adults than children at the park.